

EHD15

15.4K Deckover Equipment Trailer

STANDARD FEATURES


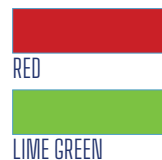
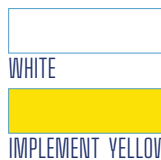
LENGTH	20', 24', 28'
WIDTH	102"
FRAME	10" Channel
CROSSMEMBER	3" Channel
FLOORING	DURA Color Pressure Treated
FENDERS	N/A
RAMPS	5' Lay Flat Wedge Ramps
JACK	12K Spring Loaded Drop Leg Jack
AXLES	7,000 lb. Premium Axles
SUSPENSION	5-Leaf Slipper
TIRES	ST235/80R16 10 ply Radial
TOOLBOX	Lockable Tool Box in Tongue
TAIL	5' Dove Tail



OPTIONAL FEATURES

- 10" Hydraulic Dove
- 5" Pop Up Dove
- Adjustable Pintle Ring
- Aluminum Wheels
- Blackwood Decking
- D Rings
- Electric/Hydraulic Brakes
- Flat Deck
- Full Width Ramps
- G ply Tire Upgrade
- Gooseneck
- No Ramps
- Spare Tire
- Spare Tire Mount
- Split Landscape Ramps
- Underbody Tool Box (24", 36", 48")
- Winch Mount Plate
- Wood Filled Ramps

STANDARD COLORS AVAILABLE



BWISETRAILERS.COM

Visit our site for additional specifications